

Autumn Term

Welcome to Kates Hill Primary School.

Please sign your child's names on the register
by the door.






**Ruth Miskin
Training**



Parents' Meeting
Introduction to
Read Write Inc.



Reading changes everything

Teach a child to read and keep that child reading and we will change everything.

And I mean everything.

Jeanette Winterson




Read Write Inc. Phonics and Fresh Start

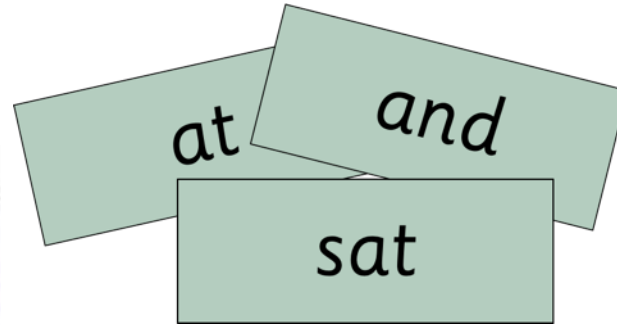
- Children learning to read in YR– Y2
- Older children who need to ‘catch up’
- Fresh Start – Year 5 and Year 6
- Taught in groups based on their stage of reading



Read Write Inc.



b	r	a	q	j	z
i	y	d	t	c	s
l	sh	k	ch	f	v
e	u	n	na	m	th
h	x	g			
ay	ee	igh			
ar	or	air			




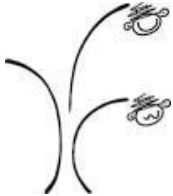
Hold a sentence:



Why is the dog at the vets?

The dog is at the vets because

Kinetic Letters



Handwriting 'Kinetic Letters'



Kinetic letters is a scheme that allows children to learn letter formation through movement.

There are a few aspects of kinetic letters to be aware of;

- Letters are formed with a distinctive flick on the end, preparing the children for when they join letters in later years.
- We learn letters by , moving to make our bodies look like letters, saying the language as we make the letters and finally writing the letter using the language.
- We teach the children exercises to strengthen core muscles to help with their writing.
- The children become familiar with 'brave' monkey and 'scared' monkey to help them recognise where to start to form each letter.

One-to-one tutoring – ‘keep up, not catch up!’



What is phonics?

Sounds

Graphemes



Systematic phonics and the English alphabetic Code

The English language is very complex.

Phonics is the method of teaching reading through the identification of sounds and graphemes.

All words are made up of sounds e.g. in 'mat' we have the sounds 'm', 'a', 't'.

A grapheme is another name for the letters we use to write the sound e.g.

In English, we have more than 150 ways to represent 44 sounds, using the 26 letters in the alphabet.

This means we have to group letters together to write some sounds.

E.g. **igh** as in **high** and **i-e** as in **kite**

This makes our language one of the most complex in the world!

Speed Sounds Set 1 and Set 2

Consonant sounds – stretchy

f	l	m	n	r	s	v	z	sh	th	ng
										nk

Consonant sounds – bouncy

b	c	d	g	h	j	p	qu	t	w	x	y	ch
	k											

Vowel sounds – bouncy

a	e	i	o	u
---	---	---	---	---

Vowel sounds – stretchy

ay	ee	igh	ow
----	----	-----	----

Vowel sounds – stretchy

oo	oo	ar	or	air	ir	ou	oy
----	----	----	----	-----	----	----	----

Pure Sounds (ruthmiskin.com)

Sound pronunciation guide



Speed Sounds Set 3

Consonant sounds

f	l	m	n	r	s	v	z	sh	th	ng
ff	ll	mm	nn	rr	ss	ve	zz	ti		nk
ph	le	mb	kn	wr	se		s	ci		
					c		se			
					ce					

b	c	d	g	h	j	p	qu	t	w	x	y	ch
bb	k	dd	gg		g	pp		tt	wh			tch
	ck				ge							
	ch				dge							

Vowel sounds































a	e	i	o	u	ay	ee	igh	ow
	ea				<u>a-e</u>	<u>e-e</u>	<u>i-e</u>	<u>o-e</u>
					ai	y	ie	oa
						ea	i	o
						e	y	

oo	oo	ar	or	air	ir	ou	oy	ire	ear	ure
<u>u-e</u>			oor	are	ur	ow	oi			
ue			ore		er					
ew			aw							
			au							

The sounds that we teach at Kates Hill


Set 1

Speed Sounds Set 1


















m 	a 	s 	d 	t 
i 	n 	p 	g 	o 
c 	k 	u 	b 	f 
e 	l 	h 	sh 	r 
j 	v 	y 	w 	th 
z 	ch 	qu 	x 	ng 

Set 2 and 3

Speed Sounds Set 2

ay  may I play?	ee  what can you see?	igh  fly high	ow  blow the snow	oo  poo at the zoo
oo  look at a book	ar  start the car	or  shut the door	air  that's not fair	ir  whirl and twirl
Speed Sounds Set 3			ou  shout it out	oy  toy for a boy

Speed Sounds Set 3

ea  cup of tea	oi  spoil the boy			
a-e  make a cake	i-e  nice smile	o-e  phone home	u-e  huge brute	aw  yawn at dawn
are  care and share	ur  nurse with a purse	er  a better letter	ow  brown cow	ai  snail in the rain
oa  goat in a boat	ew  chew the stew	ire  fire, fire!	ear  hear with your ear	ure  sure it's pure

Fred Talk

“Time for b e d.”

“Get your c oa t.”

“Eat your l u n ch.”



Sounds + blending = reading



+

sat

Teach spelling using Fred Finger



'Three with me, four at home'

Accuracy


Fluency

Comprehension

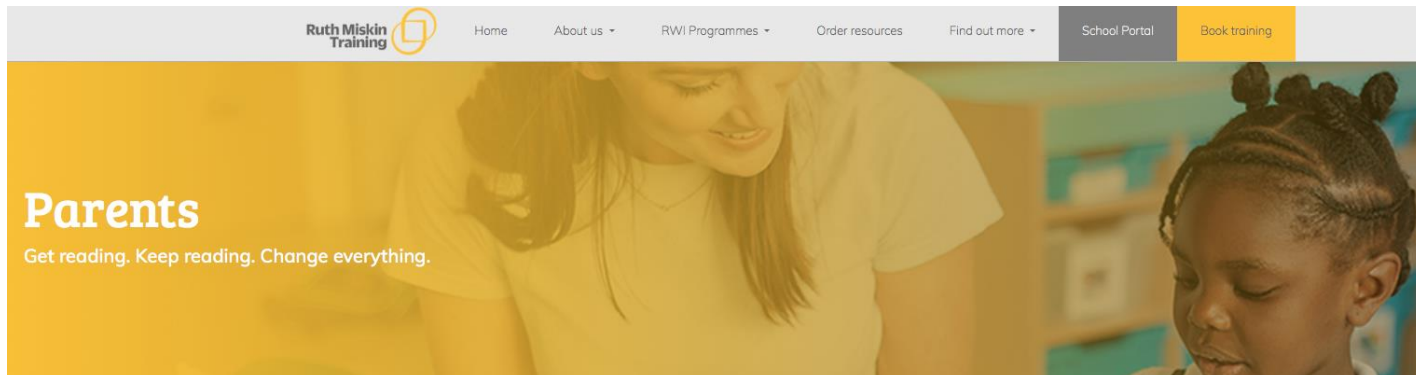
Read and enjoy at home



Which books will children bring home?



Free Video Tutorials (ruthmiskin.com)

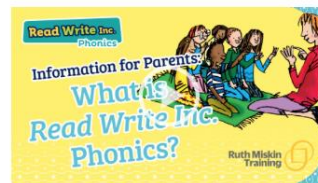
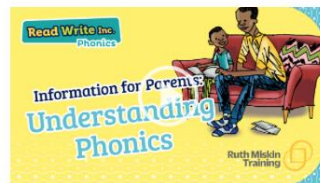


Read Write Inc. Phonics – information for parents

Our films show how we teach children to read and write with Read Write Inc. Phonics.

If your child is in a Read Write Inc. school or if you have bought a parent pack, the films will help you and your child practise together at home.

If you have a question for us, please get in touch via our [Facebook](#) and [Twitter](#) pages.



What can I do?

1. Use pure sounds, not letter names
2. Use Fred Talk to read and spell words
3. Listen to your child read their sounds sheet, ditty sheet or storybook every day
4. Read stories to your child every day

Read lots of stories to your child



Vocabulary



Talk to your child



Love reading



Read Write Inc.	Read Write Inc.	Read Write Inc.	Read Write Inc.	Phonics	Phonics
Pin it Red Ditt	My dog Set 1 Story a e i o u	Billy the Set 2 Story a e i o u	Scruffy Ted Set 3 Story 1 ve ng ak tt ll ff ck		
Story by Gill Mullan Illustrated by Tim Aco Series developed by	Story by Gill Mullan Illustrated by Tim Aco Series developed by	Story by Gill Mullan Illustrated by Tim Aco Series developed by	Story by Gill Mullan Illustrated by Tim Archbold Series developed by Ruth Miskin	2	

Read Write Inc.	Read Write Inc.	Read Write Inc.	Read Write Inc.	Phonics	
Playday Set 4 Story s j	Lost Set 5 Story ng	Barke Set 6 Story t l	A very dangerous dinosaur Set 7 Story 12 ous cious tious		
Story by Gill Mullan Illustrated by Tim Aco Series developed by	Story by Gill Mullan Illustrated by Tim Aco Series developed by	Story by Gill Mullan Illustrated by Tim Aco Series developed by	Story by Gill Mullan Illustrated by Tim Archbold Series developed by Ruth Miskin	2	

Online resources available

Ruth Miskin Parents' Page:

<http://www.ruthmiskin.com/en/parents/>

Ruth Miskin Facebook:

<https://www.facebook.com/miskin.education>

Free e-books for home reading:

<http://www.oxfordowl.co.uk/Reading/>



Any other questions

Q&A

Reading feeds the imagination, it expands horizons and offers new and exciting ways of seeing and making sense of our lives and of the world around us.

Michael Morpurgo

